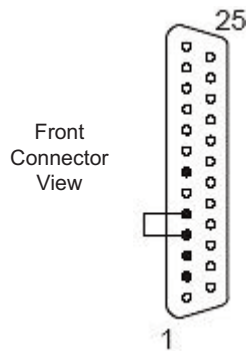
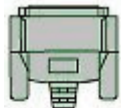


Description:

Shielded cable to connect MT6050i or MT8050i HMI to Allen-Bradley PLC-5 cpu's DF1 or DH485 ports.

PLC (25-pin 'D' socket)



Pin	Description	Note
2	TX	
3	RX	
4	RTS	link to 5
5	CTS	link to 4
7	Sig GND	

HMI (DB9-S)
D-Shell

6

9

5

SCREEN

PLC (DB25-S)

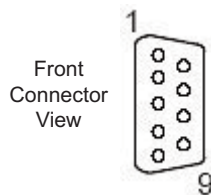
3

2

7

4

5



Pin	Description	Note
9	RX	COM 1
6	TX	COM 1
5	Sig GND	

Connect screen to D-shell
THIS END ONLY.

HMI (9-pin D socket)

Abbreviations:

DB9-S is a 9-pin 'D' type socket connector (female), DB25-S is a 25-pin 'D' type socket connector (female)

Notes:

1. RS232 cables may be extended to 50m if the baud rate is reduced to 9600 or less. Use low capacitance cable (2.5nf max)
2. RS232 cables should not be cut and taken through terminals.
3. When building your own cables we recommend you use a 4-core, 24 or 22 AWG stranded shielded cable.
4. The EMC and Machinery Directives recommend that for reliable operation of serial data connected equipment the common terminal of each power supply within a control cubicle should be grounded to the safety STAR earth point, and that separate substantial equi-potential earth wires should be run alongside screened cables to interlink earth points of control cubicles to eliminate fault currents between devices. This equates to a 4mm² minimum (10mm² preferred) earth wire being run between the star earth point connected to the power supply common (0v) of HMI and all PLC devices, powered USB devices, and equipment with Ethernet ports.

					Lamonde Automation own the copyright of this drawing which is supplied in confidence and which must not be reproduced or used for any purpose other than for which it is supplied	
REV.	DESCRIPTION	DATE	BY	CHKD		
Title: MT6050i/8050i HMI cable to A-B 25-pin D plug ports 2m length (RS232)					DRAWN BY	MLD
					DATE	19/10/2008
					SCALE	not to scale
Lamonde Automation Ltd. Project House, Morris Road, South Nutfield, Surrey. RH1 5SA Tel: 01737 824600					Part Number: MT50CBL-AB-3	