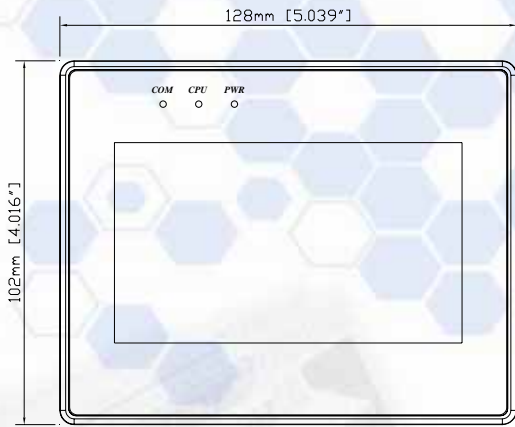
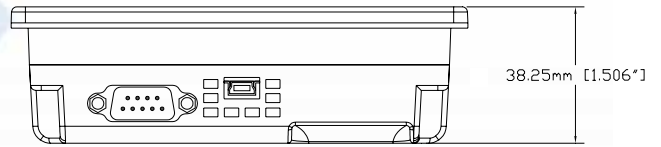


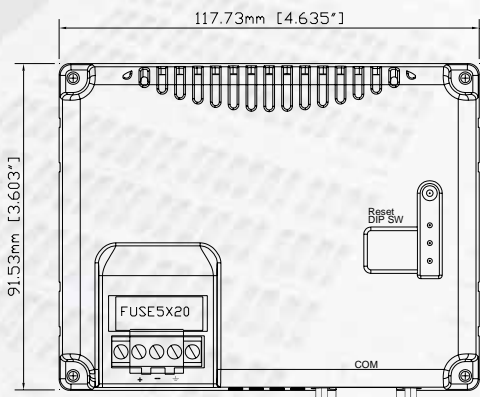
**Dimensions Drawing**




**Front View**



**Bottom View**

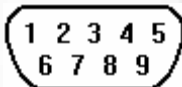


**Rear View**



**Pin Designations**

Pin assignment of the 9 Pin, Male, SUB-D  
Com1[RS-232], Com1[RS-485 2w/4w]



Pin#	Symbol	Com1[RS485] 4 wire	Com1[RS485] 2 wire	Com1[RS232]
1	Rx-	Rx-	Data-	
2	Rx+	Rx+	Data+	
3	Tx-	Tx-		
4	Tx+	Tx+		
5	GND			
6	TxD			Transmit
7				
8				
9	RxD			Receive

**Ordering Information**

- ❑ **MT-6050i:**  
4.3" TFT LCD HMI, 128MB flash memory/64MB DDR2 RAM on board.
- ❑ **USBCBL-2:**  
MT6000/8000 i series download cable / Mini USB to USB 2.0 100 cm
- ❑ **PS505:**  
4.3" Protective Sheet