

PRODUCT WEIGHT: REVISION LIST

REV	DESCRIPTION	DATE
A	INITIAL RELEASE OF DWG	OCT.27.2007
B	CHG RES SPEC TO VAC	DEC.8.2007
B	CHG PHFZ-40S-B TO -VB	DEC.8.2007
C	CHANGE PART NO.	FEB.9.2008

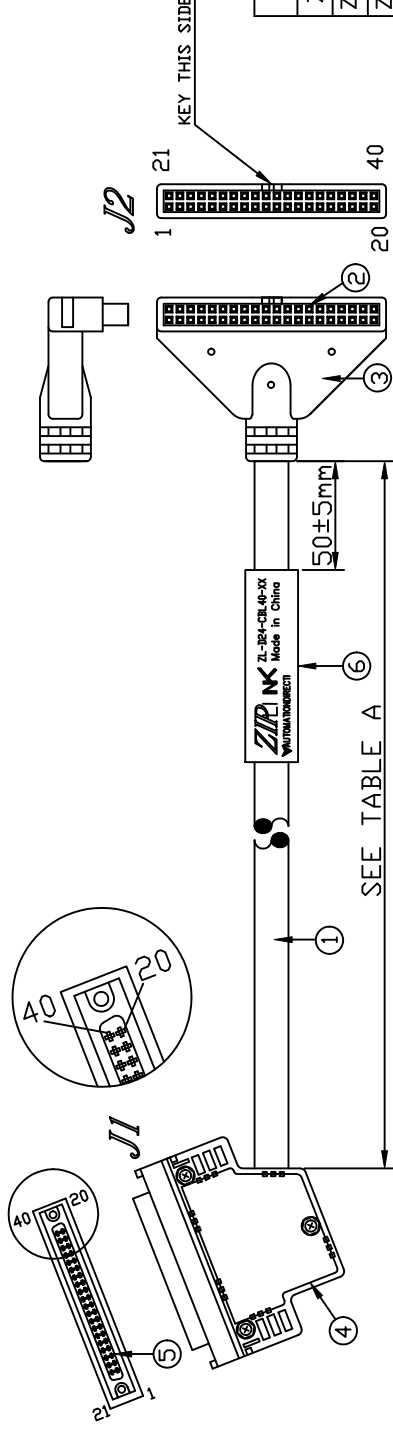
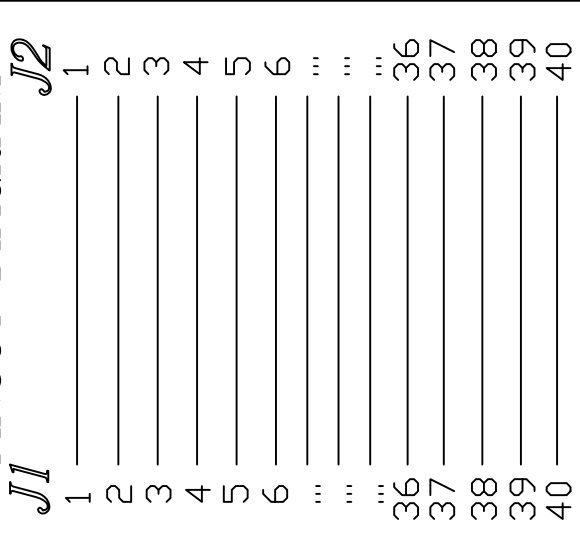


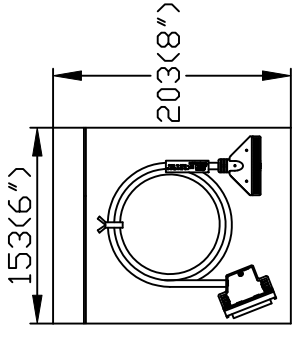
TABLE A

CUST NO	LENGTH
ZL-D24-CBL40-X	500±20(1.6ft)
ZL-D24-CBL40-1X	1000±20(3.3ft)
ZL-D24-CBL40-2X	2000±20(6.6ft)

*** PINOUT DIAGRAM ***



PACKING DETAIL:
IPCS / BAG

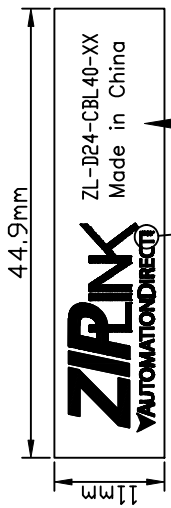


ELECTRICAL PROPERTIES:

- 100% OPEN AND SHORT TEST.
- WITHSTAND 500VAC 1 MIN OR 600VAC 1 SEC
- MAXIMUM OPERATING CURRENT 32A PER CABLE.
- RATED 32 CONDUCTORS AT 0.5A PLUS 8 CONDUCTORS 2.0A.
- RATED 32 CONDUCTORS AT 0.3A PLUS 4 CONDUCTORS AT 2.4A.
- MAXIMUM WORKING VOLTAGE=30V AC/DC.
- MAXIMUM AMBIENT TEMPERATURE 60°C.
- UL FILE NUMBER E189544-TOP CHARGER ENTERPRISE CO.,LTD.

BILL OF MATERIAL

⑥	LABEL+UL CLEAR HEAT SHRINK TUBE(Ø11.0mm, L:50mm)	1SET	CC016
⑤	FUJITSU SOLDERING TYPE JACK FCN-360 SERIES PART NUMBER FCN-361J040-AU	1 pcs	C001
④	FUJITSU LOW PROFILE COVER(OBTUSE ANGLE CABLE-OUT) TYPE J2 PART NUMBER FCN-360C040-J2(40 CONTACTS).	1 pcs	C001
③	45p PVC,BLACK COLOR.	40 g	CC002
②	ZIP LINK CABLE SOCKET 40 PINS SOLDERING TYPE. INSULATOR: PBT & GLASS-FIBER REINFORCED UL94V-0. CONTACT: PHOSPHOR BRONZE. P/N: PHFZ-40S-VB-032-1	1 pcs	C001
①	UL2464 24AWG*40C+PAPER CABLE OD: 10.0mm, JACKET BLACK COLOR.	SEE DRAW	CA002
NO	SPECIFICATION	Q'TY	VENDOR
DRAWG BY	???	CHECK BY	APPROVED BY



MOLD DESIGN LIST:

- J1: DW: XXX(IN)
J2: DW: 741(IN)
DW: 742(DUT)

TOLERANCE:	SCALE:
.XX=	NONE
.XXX=	UNIT: mm

MATCH Data International Co.,Ltd

PART NO: SC01A040057
CUST NO: ZL-D24-CBL40-XXA

DWG NO: REV:
CKC01710076C

TITLE :
H.S.G2*20/H.S.G2*20P

SHEET 1 OF 1