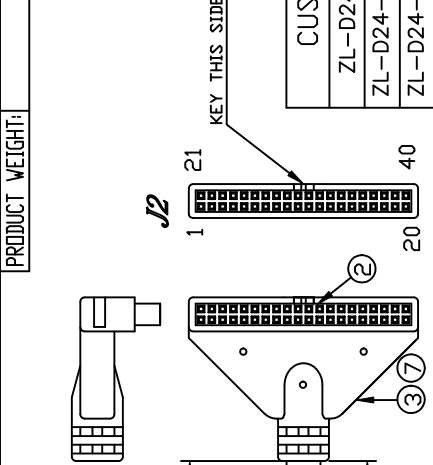


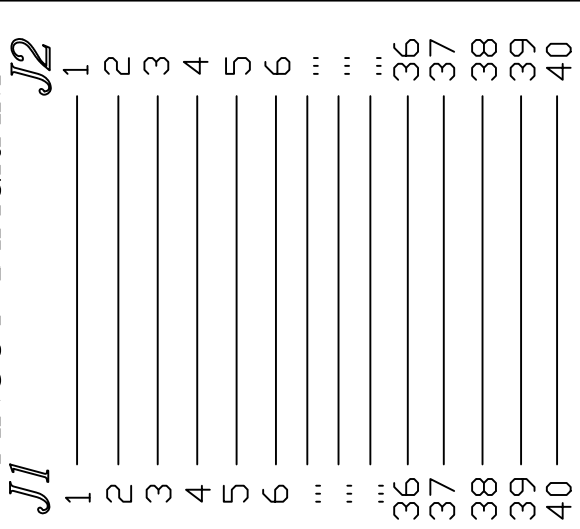
PRODUCT WEIGHT:		REVISION LIST		
REV	DESCRIPTION	DATE		
A	INITIAL RELEASE OF DWG	OCT.27.2007		
B	CHG RES SPEC TO VAC	DEC.8.2007		
B	CHG PHFZ-40S-B TO -VB	DEC.8.2007		
C	CHANGE PART NUMBER	FEB.9.2008		



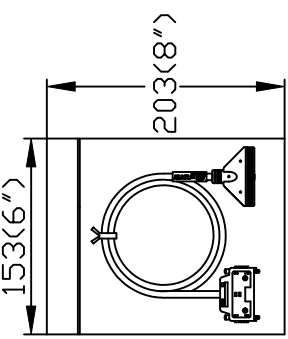
**TABLE A**

CUST NO	LENGTH
ZL-D24-CBL40	500±20(1.6ft)
ZL-D24-CBL40-1	1000±20(3.3ft)
ZL-D24-CBL40-2	2000±20(6.6ft)

**\*\*\* PINOUT DIAGRAM \*\*\***



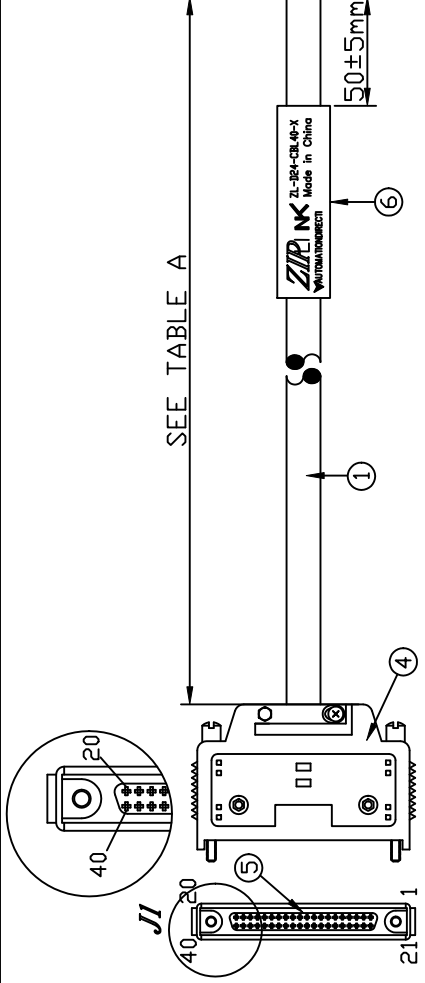
**PACKING DETAIL:  
IPCS / BAG**



MOLD DESIGN LIST:  
**KEY:** DW1020  
**J2:** DW742(OUT)  
 DW741(IN)

TOLERANCE: .XX= .XXX=	SCALE: NONE
UNIT: mm	

SEE TABLE A



**ELECTRICAL PROPERTIES:**

- 100% OPEN AND SHORT TEST.
- WITHSTAND 500VAC 1 MIN OR 600VAC 1 SEC
- MAXIMUM OPERATING CURRENT 32A PER CABLE.
- RATED 32 CONDUCTORS AT 0.5A PLUS 8 CONDUCTORS 2.0A.
- RATED 32 CONDUCTORS AT 0.3A PLUS 4 CONDUCTORS AT 2.4A.
- MAXIMUM WORKING VOLTAGE=30V AC/DC.
- MAXIMUM AMBIENT TEMPERATURE 60°C.
- UL FILE NUMBER E189544-TOP CHARGER ENTERPRISE CO.,LTD.

**BILL OF MATERIAL**

⑦	KEY 35P PVC, BLACK COLOR.	24*2g	CC002
⑥	LABEL+UL CLEAR HEAT SHRINK TUBE(OD11.0mm, L:50mm)	1SET	CC016
⑤	FUJITSU SOLDERING TYPE JACK FCN-360 SERIES PART NUMBER FCN-361J040-AU	1 pcs	C001
④	FUJITSU STRAIGHT COVER TYPE B PART NUMBER FCN-360C040-B(40 CONTACTS)	1 pcs	C001
③	45p PVC, BLACK COLOR.	20.0g	CC002
②	ZIP LINK CABLE SOCKET 40 PINS SOLDERING TYPE. INSULATOR: PBT & GLASS-FIBER REINFORCED UL94V-0. CONTACT: PHOSPHOR BRONZE.	1PCS	C001
①	UL2464 24AWG*40C+PAPER CABLE OD: 10.0mm, JACKET BLACK COLOR.	SEE DRAW	CA002
NO	SPECIFICATION	Q'TY	VENDOR

DRAWG BY	???	CHECK BY	APPROVED BY
			CUST APPROVED

**MATCH** Data International Co.,Ltd

PART NO: SC01A040055  
 DWG NO: REV:  
 CUST NO: CKC01710074C

ZL-D24-CBL40-XA

TITLE : SHEET 1 OF 1

H.S.G2\*20P/H.S.G2\*20P